


User Manual

! Please read the User Manual carefully before using the product

White Noise Machine
JS 03



Safety information

Important

Please read and comply with all of this instructions and warnings provided in this user Guide before using the product. Failure to comply with the instructions and warnings provided herein may result in inaccurate results and/or damages to the products itself.

1. Avoid placing the unit in rain or humid place, please keep it dry.
2. Avoid dropping objects or spilling liquids onto the unit.
3. The unit should be situated away from fire/ heater.
4. Do not put heavy stuff on the product.
5. Put the unit away from heat source, dust or vibration.
6. Do not Press too hard when pressing the buttons.
7. Use provided power cord for the sake of safety.
8. The unit should be cleaned regularly with a soft, dry cloth. Do not use any liquids or sprays.(including solvents, chemicals or alcohol)

Troubleshooting

Can't turn on	Check whether the machine needs charging.
Unable to charge	Check whether charging cable is properly connected and whether there is power supply.
No lights	Check whether the light button is turned on.
No sound	Check whether it is adjusted to mute.
Shutdown	Please confirm whether the timer is turned on.

Product Parameters


Charging voltage:	5V/DC
Charging current:	1A
Operating current:	20-200mA
Power:	1W
Battery:	1800 mAh/3.7v
Charging time:	3H
Standby time:	80days
Continuous working hours:	14-30H
Product dimensions:	122MM*46MM
Net weight:	320±10G

Machine * 1

User Manual *1


USB cable* 1

Functional specifications

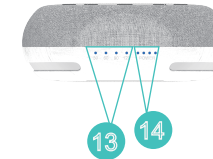


- 1** Music mode: Tap to switch, 6 melodies are provided, including soothing music and baby lullabies.
- 2** Electrical sound: Tap to switch, 10 melodies are provided to shield annoying noise and help sleep.
- 3** Natural sound: Tap to switch, 14 melodies are provided to soothe emotions.

- 4** White noise: Tap to switch, 10 melodies are provided to shield annoying noise and help sleep.
- 5** 4 timers: 30/60/90/120 min, plus 14 hours default auto-switch off; Tap to switch.
- 6** Light switch/color: 7 colors options; Tap to switch.
- 7** Light brightness: 4 levels options; Tap to switch.
- 8** Breathing light : 2 modes; Tap to switch.
- 9** Volume down: 20 levels in choice; Tap to turn down 5%, long press for quick turning-down.
- 10** Volume up: 20 levels in choice; Tap to turn up 5%, long press for quick turning-up.



- 11** Charging port: Please use allocated charging cable or other same specification cable to charge the device.
- 12** Switch button: Long press the button for 2 seconds to turn on/off the product. When the machine is turned on, the light is on for 2 seconds.



- 13** Timer indicator: The lighted indicator indicates the current timing mode. No light indicates 14 hours default auto-switch off mode
- 14** Power indicator: The lights indicate the power grade; indicator will turn into red in low power condition.

Warranty Card

Purchased on:	
Purchased at:	
User name:	
Address:	
Contact:	
Maintenance reason:	

Thank you for choosing this product. Please contact the distributor in time if the product is faulty or damaged due to quality problems. From the date of purchase, you can enjoy free-maintenance services for the whole machine for one year with the Card.

Free-maintenance is not available under the following conditions:

1. The damage is caused by user's misoperation.
2. The product is disassembled and modified without permission.
3. The fault or damage is caused by natural disasters or other force majeure factor.
4. The product appearance change during use.